



SUFFOLK

NEW DEVELOPMENT



NEW HOMES IN PERFECT VASTU



“**O**ur personal experiences would have been many, many times sharper and much more effective, and our environment would have been very much more coherent, if we had been living in Vastu buildings.”


~ Maharishi Mahesh Yogi®



NEW HOMES IN PERFECT VASTU

Enquires are warmly invited about the new Maharishi Vastu® homes to be built on land adjacent to the Maharishi Peace Palace® and Maharishi Garden Village in Suffolk. The new development will include elegant houses and apartments, adding to the already existing 63 Maharishi Vastu homes of the Garden Village. Set in an “Area of Outstanding Natural Beauty”, these homes will be only fifteen minutes from the Suffolk Heritage Coast.

Come and enjoy 200% of life – 100% inner and 100% outer!



“**B**ecause the individual life is cosmic, everything about individual life should be in full harmony with Cosmic Life.

Vastu architecture gives dimensions, formulas, and orientations to the buildings that will provide cosmic harmony and support to the individual for his peace, prosperity, and good health – daily life in accord with Natural Law, daily life in the evolutionary direction.”

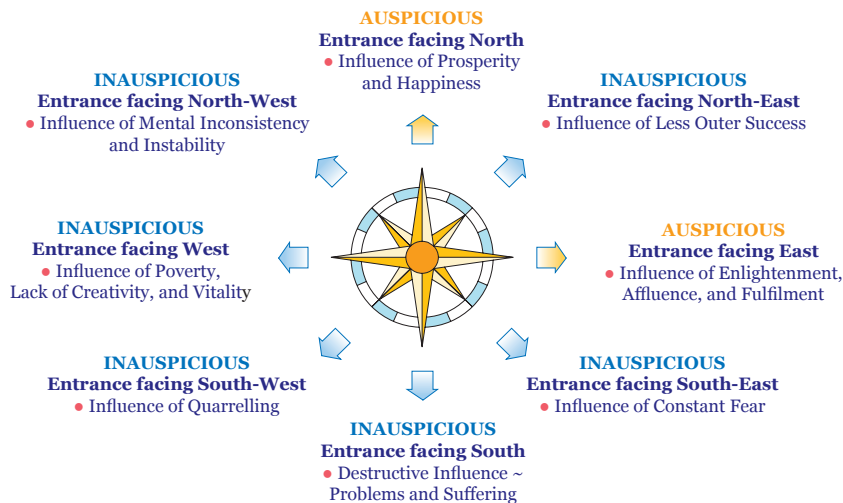
~ Maharishi Mahesh Yogi®

PRINCIPLES OF MAHARISHI VASTU ARCHITECTURE

Maharishi Vastu architecture ensures that a building or community will have only nourishing influences on its occupants. This results from the use of several key Natural Law-based Vedic principles:

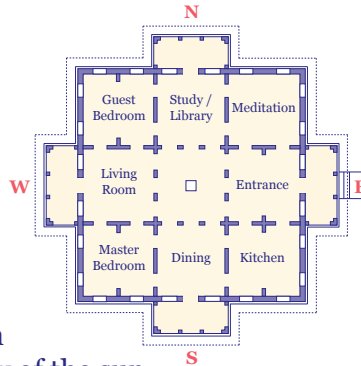
1. Right Direction

The orientation of a building has a dramatic and easily-measured impact upon the quality of life of its occupants. The sun's energy is most nourishing when it is rising. East-facing buildings bring the greatest benefits to the health and success of their occupants.



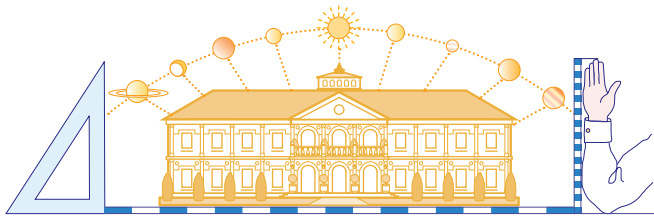
2. Right Placement of Rooms

The sun has differing qualities of energy as it moves across the sky. Maharishi Vastu homes are designed so that the differing activities that we perform within the various rooms of a house are aligned with the appropriate quality of the sun.



3. Right Proportion

Proportion is a key to successful design in nature. Right proportion and measurement in buildings strengthen the connection of our individual intelligence to Cosmic Intelligence.



When a Vastu home is designed, the dimensions of the building are calculated using the ancient mathematical formulas of Vastu Vidya of Maharishi Sthapatya Veda architecture. These Vedic formulas take into consideration, among other factors, the relationship of the house owner with the sun, moon, planets, and stars to ensure a perfect resonance between the cosmic structures and all components of the house.

4. Natural and Non-Toxic Materials and Solar Energy

An important component of Maharishi Vedic architecture is building sustainably with natural, non-toxic materials suitable to the local climatic conditions. This includes materials such as wood, brick, rammed earth, and adobe, as well as natural finishes such as clay stucco, marble, ceramic tile, natural fibre for carpets, curtains and furniture, and healthy, natural, non-toxic paints and glues.

Maharishi Vastu homes are “Fortune-Creating® Homes”, homes that create health, wealth, and wisdom for the occupants.

For more information, please consult: www.maharishivastu.org

MAHARISHI VASTU FOR HEALTH, HAPPINESS, AND GOOD FORTUNE

The new Vastu homes will range from one-bedroom apartments to five-bedroom detached houses, with prices currently ranging from £133,000 to £602,000.

There will be a wide range of properties to cater for all aspirations, tastes, and budgets. For those who would like to “see before they buy”, the opportunity is already available in the existing homes of Maharishi Garden Village.

The properties will be built according to the principles of Maharishi Vastu architecture to promote enlightened life and living ~ health, happiness, and good fortune.



Easton

Woodbridge

Framlingham

Glemham

A WIDE RANGE OF HOUSES, MAISONNETTES AND APARTMENTS

- | | | | |
|-------------------------|--------------------------|--------------------|----------------------|
| ● Easton | 5 bedroom detached house | ● Bealings | 3 bedroom maisonette |
| ● Woodbridge | 5 bedroom detached house | ● Bealings | 2 bedroom maisonette |
| ● Framlingham | 4 bedroom detached house | ● Sudbourne | 2 bedroom apartment |
| ● Great Glemham | 3 bedroom semi-detached | ● Sudbourne | 1 bedroom apartment |
| ● Little Glemham | 2 bedroom semi-detached | ● Wilby | 2 bedroom apartment |



Bealings

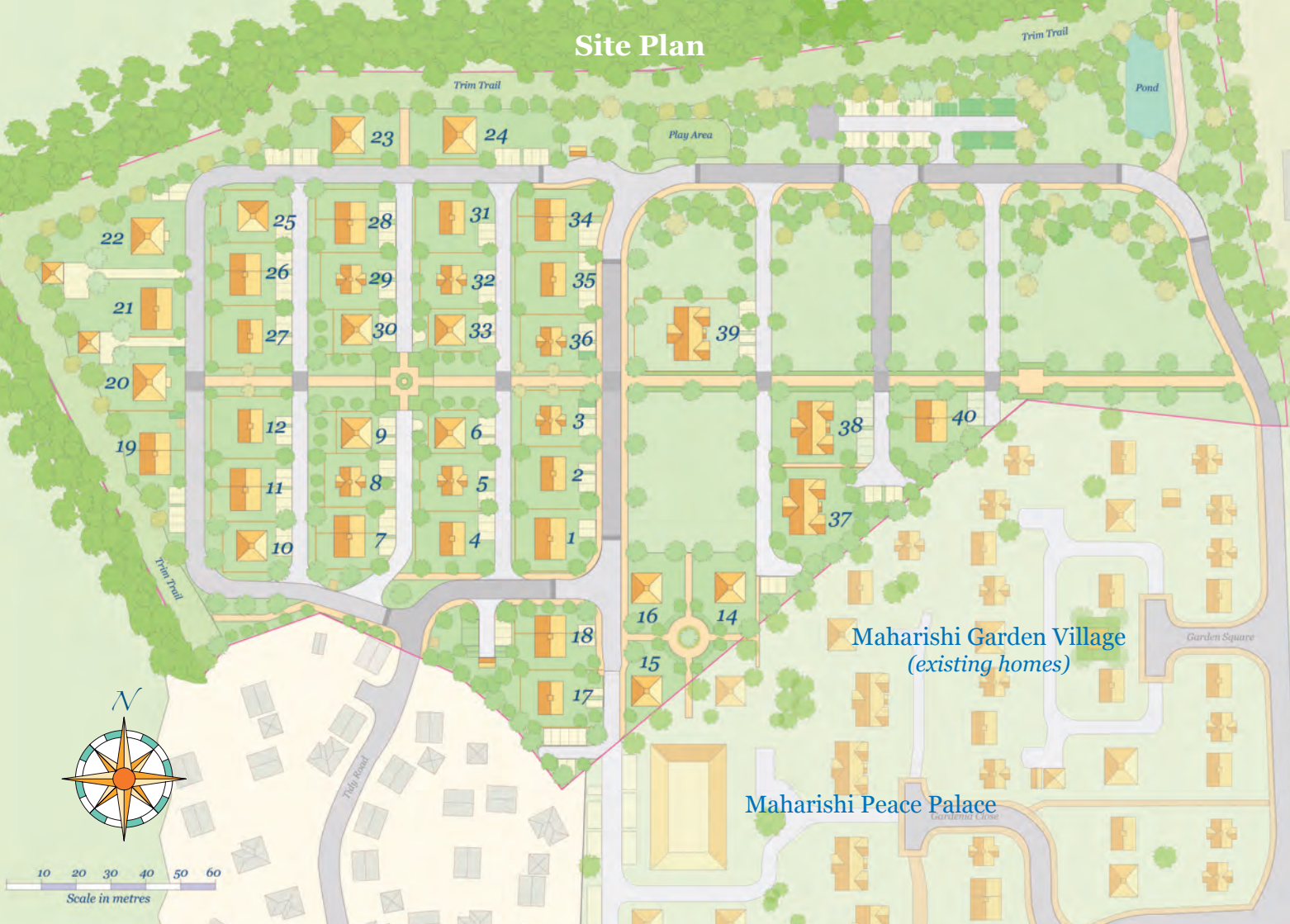


Sudbourne



Wilby

Site Plan



THE NEW DEVELOPMENT

The new development of houses, maisonettes, and apartments will add to the already existing 63 Maharishi Vastu homes of Maharishi Garden Villlage, adjacent to the Maharishi Peace Palace and the Maharishi AyurVeda® Health Centre.

The site is set in the heart of the Suffolk countryside. The development itself will be structured around a beautiful central garden and bordered to the north and west by forest, a wildlife area, and a “Trim Trail” for walking and recreation.



Artist's illustration of Trim Trail



MAHARISHI PEACE PALACE



The new development site is within a few minutes walk of the first Maharishi Peace Palace in Great Britain, inaugurated on Victory Day, 11 October 2016.

The Peace Palace offers a wide range of local, national, and international courses covering all areas of Maharishi's knowledge. It also has extensive luxury accommodation, meeting rooms, and restaurant facilities.

In addition, the Peace Palace has large halls dedicated to the group practice of the Transcendental Meditation® and TM-Sidhi Programme®.

Adjacent to the Peace Palace is a Maharishi AyurVeda Health Centre, offering prevention-oriented natural healthcare.





*Brahmasthan
Garden Gazebo*



MAHARISHI GARDEN VILLAGE

Maharishi Garden Village is a vibrant Vastu community of 63 houses, maisonettes, and apartments, mostly built between 2004 and 2008. The inhabitants living there come from a wide range of backgrounds, faiths, occupations, and age groups.

As a resident, you will have the opportunity not only to live in perfect Vastu, but also to attend daily group practice of the TM and TM-Sidhi Programme at the adjacent Peace Palace, and to enjoy the natural beauty of the Suffolk coast and countryside. Also available in the Peace Palace are regular knowledge meetings, dining, music and art events, and a wide range of Maharishi's courses.


At the heart of Garden Village is the Brahmasthan Garden, a beautiful space complete with gazebos, seating and fountains – an attractive community space available for a variety of events and occasions. Everyone knows everyone else in the community, providing a traditional village feeling – living and growing together in experience and knowledge.

This combination of beautiful homes with such an attractive part of the country, only 15 minutes from the Suffolk Heritage Coast, makes Maharishi Garden Village a unique and ideal place to live, work, and play.



15 MINUTES FROM THE COAST



A vibrant field of red poppies and purple flowers, likely in a garden or park. The red poppies are in the background, and the purple flowers are in the foreground. The text is overlaid on a semi-transparent white box.

Maharishi Garden Village is near to the Suffolk Coast and Heaths, a designated Area of Outstanding Natural Beauty (AONB), encompassing 155 square miles of wetlands rich in wildlife.

Within a few miles are ancient heaths, the estuaries of the rivers Alde, Blyth, Deben, Orwell, and Stour, numerous historic local towns and villages such as Woodbridge, Snape, and Orford, and famous seaside destinations such as Aldeburgh, Walberswick, and Southwold.

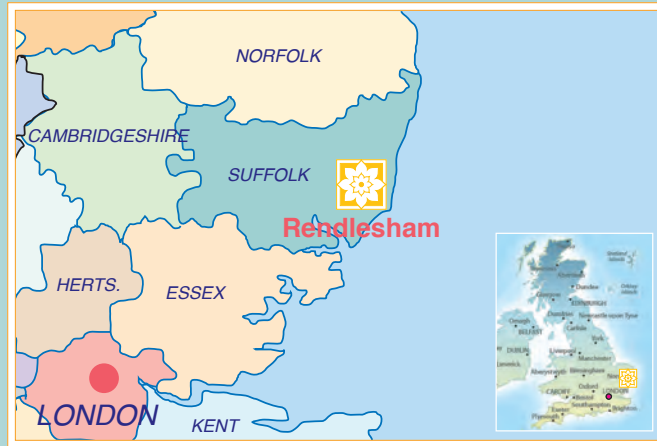
The Maharishi Garden Village is well placed for a wide variety of local amenities and transport links:

By plane: One and a quarter hours drive to Stansted airport

By train: One hour and forty-five minutes from nearby Melton Station to London Liverpool Street

By road: Less than 100 miles' drive to London,

Shopping: In Woodbridge, Martlesham, Saxmundham, and Ipswich



SUFFOLK

CAPITAL COMMUNITY DEVELOPMENTS LTD

T: 01394 420936 • E: enquiries@ccdevelopments.co.uk

© 2018 Capital Community Developments Ltd • Company number: 09512747 • Design & Illustration David Williams 2018